



SIL MUTUAL FUND EMPLOYER LUMP SUM SCHEME

SIL Cash Plus Fund

This fund update was first made publicly available on: 28 September 2021

What is the purpose of this update?

This document tells you how the SIL Cash Plus Fund has performed and what fees were charged. The document will help you to compare the fund with other funds. Superannuation Investments Limited prepared this update in accordance with the Financial Markets Conduct Act 2013. This information is not audited and may be updated.

Description of this fund

The SIL Cash Plus Fund invests mainly in cash and cash equivalents. Investments may include cash and cash equivalents issued by New Zealand-registered banks, the New Zealand Government, corporations or local authorities, or non-New Zealand governments.

The fund aims to achieve a return (after the fund charge and before tax) on average over rolling three year periods that is in line with the relevant market index.

Total value of the fund (\$)	2,782
Number of investors in the fund	2
The date the fund started	31 March 1995

What are the risks of investing?

Risk indicator for the SIL Cash Plus Fund:



The risk indicator is rated from 1 (low) to 7 (high). The rating reflects how much of the value of the fund's assets goes up and down. A higher risk generally means higher potential returns over time, but more ups and downs along the way.

To help you clarify your own attitude to risk, you can seek financial advice or work out your risk profile at www.sorted.org.nz/tools/investor-kickstarter.

Note that even the lowest category does not mean a risk-free investment, and there may be other risks that are not captured by this rating.

This risk indicator is not a guarantee of a fund's future performance. The risk indicator is based on the returns data for the five years ended 30 June 2021. While risk indicators are usually relatively stable, they do shift from time to time. The risk indicator will continue to be updated in future fund updates.

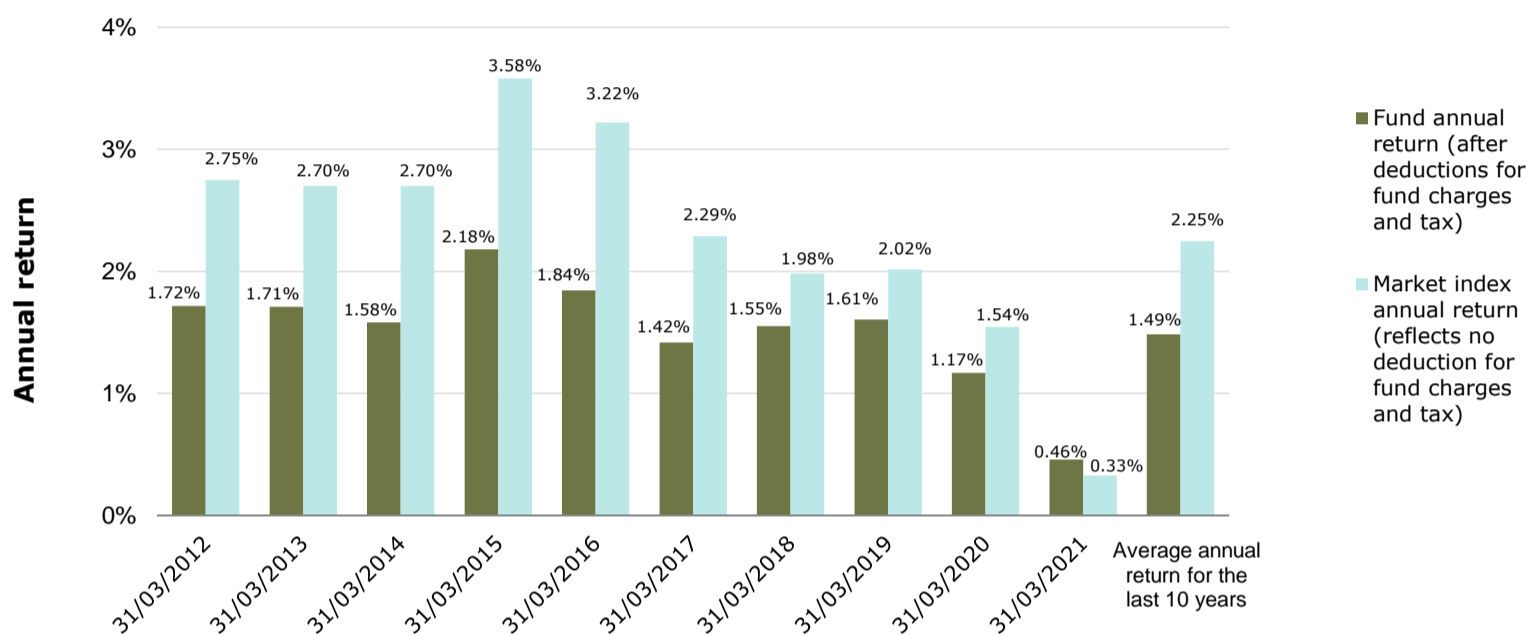
How has the fund performed?

	Average over past five years	Past year
Annual return (after deductions for charges and tax)	1.18%	0.26%
Annual return (after deductions for charges but before tax)	1.65%	0.37%
Market index annual return (reflects no deduction for charges and tax)	1.53%	0.31%

The market index annual return shows the return of the S&P/NZX Bank Bills 90 Day Index.

Additional information about the market index is available in the statement of investment policy and objectives on the scheme register at www.disclose-register.companiesoffice.govt.nz.

Annual return graph



This shows the return after fund charges and tax for each of the last 10 years ending 31 March. The last bar shows the average annual return for the last 10 years, up to 30 June 2021.

Important: This does not tell you how the fund will perform in the future.

Returns in this update are after tax at the highest prescribed investor rate (PIR) of tax for an individual New Zealand resident. Your tax may be lower.

What fees are investors charged?

Investors in the SIL Cash Plus Fund are charged fund charges. In the year to 30 June 2021 these were:

	% of net asset value
Total fund charges¹	0.44%
<i>Which are made up of:</i>	
Total management and administration charges	0.44%
<i>Including:</i>	
Manager's basic fee	0.33%
Other management and administration charges	0.11%
Total performance based fees	0.00%
	Dollar amount per investor
Other charges	
Other charges	\$0

Investors are not currently charged individual action fees for specific actions or decisions (for example, for withdrawing from or switching funds).

Small differences in fees and charges can have a big impact on your investment over the long term.

Example of how this applies to an investor

Sarah had \$10,000 in the fund at the start of the year and did not make any further contributions. At the end of the year, Sarah received a return after fund fees and tax were deducted of \$26 (that is 0.26% of her initial \$10,000). Sarah also paid \$0 in other charges. This gives Sarah a total return after tax of \$26 for the year.

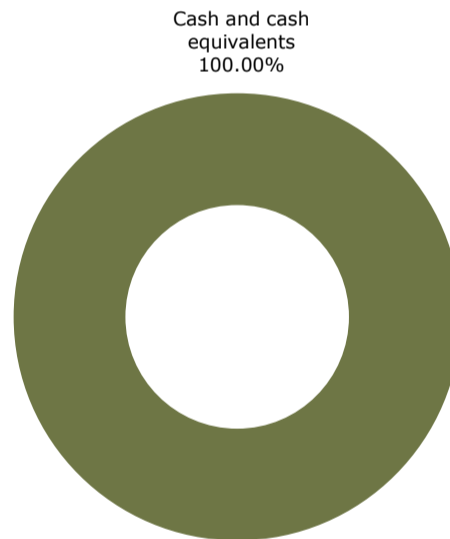
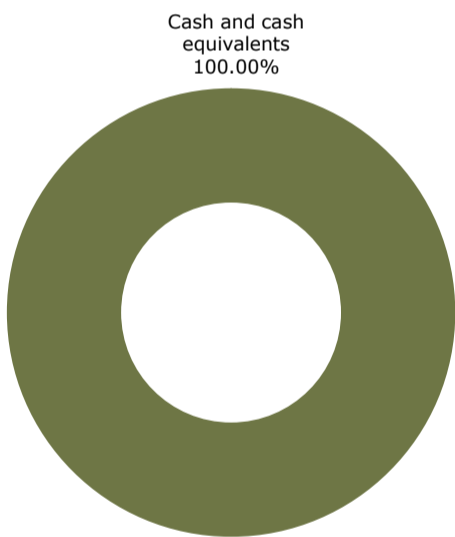
What does the fund invest in?

Actual investment mix²

This shows the types of assets that the fund invests in.

Target investment mix²

This shows the mix of assets that the fund generally intends to invest in.



Top 10 investments

Name	Percentage of fund net assets	Type	Country	Credit rating (if applicable)
1 ASB Registered Certificate of Deposit 10/09/21	2.75%	Cash and cash equivalents	New Zealand	A-1+
2 ASB Registered Certificate of Deposit 30/09/21	2.66%	Cash and cash equivalents	New Zealand	A-1+
3 Westpac Term Deposit 20/9/21 0.705%	2.58%	Cash and cash equivalents	New Zealand	A-1+
4 ASB Registered Certificate of Deposit 03/09/2021	2.35%	Cash and cash equivalents	New Zealand	A-1+
5 BNZ Bank Registered Certificate of Deposit 25/11/21	2.11%	Cash and cash equivalents	New Zealand	A-1+
6 ASB Registered Certificate of Deposit 28/09/21	2.09%	Cash and cash equivalents	New Zealand	A-1+
7 Cash Deposit (ANZ Bank)	1.95%	Cash and cash equivalents	New Zealand	A-1+
8 ASB Bank Floating Rate Note 22/2/22	1.68%	Cash and cash equivalents	New Zealand	AA-
9 Bank of Tokyo Mitsubishi Australia 9/12/2021	1.65%	Cash and cash equivalents	New Zealand	A-1
10 BNZ Bank Registered Certificate of Deposit 23/07/21	1.47%	Cash and cash equivalents	New Zealand	A-1+

The top 10 investments make up 21.29% of the net asset value of the fund.

Key personnel

This shows the directors and employees who have the most influence on investment decisions in relation to the fund.

Name	Current position	Time in current position	Previous or other current position	Time in previous or other current position
Paul Huxford	Chief Investment Officer, New Zealand	3 years and 0 months	Acting Chief Investment Officer, ANZ Bank New Zealand Limited	0 years and 3 months
Iain Cox	Head of Australasian Fixed Interest and Cash	7 years and 4 months	Senior Fixed Interest Analyst, ANZ Bank New Zealand Limited	2 years and 10 months
Mia Prkusic	Fund Manager Fixed Interest	1 year and 10 months	Assistant Portfolio Manager, ANZ Bank New Zealand Limited	1 year and 5 months
Ray Jack	Senior Research Analyst	0 years and 5 months	Credit Analyst, ANZ Bank New Zealand Limited	5 years and 5 months
Juliette Varuhas ³	Fixed Interest Analyst	0 years and 10 months	Implementation Analyst, ANZ Bank New Zealand Limited	3 years and 0 months

Further information

You can also obtain this information and some additional information from the offer register at www.disclose-register.companiesoffice.govt.nz.

Notes

- Our fund charges are inclusive of GST, where applicable.
- The target and actual investment mix of this fund are based on:
 - the cash and cash equivalents held by the fund, and
 - the asset class of the underlying fund in which the fund invests.
They are not based on the cash and cash equivalents or any other assets held by the underlying fund.
- Key personnel not named in previous fund update for the fund.



0800 736 034



service@anzinvestments.co.nz



silfunds.co.nz