



SIL MUTUAL FUND EMPLOYER LUMP SUM SCHEME

SIL Cash Plus Fund

This fund update was first made publicly available on: 27 September 2018

What is the purpose of this update?

This document tells you how the SIL Cash Plus Fund has performed and what fees were charged. The document will help you to compare the fund with other funds. Superannuation Investments Limited prepared this update in accordance with the Financial Markets Conduct Act 2013. This information is not audited and may be updated.

Description of this fund

The Cash Plus Fund invests mainly in cash and cash equivalents. Investments may include cash and cash equivalents issued by the New Zealand Government, New Zealand-registered banks, corporations and local authorities.

The fund aims to achieve a return (after the fund charge and before tax) on average over rolling three year periods that is on line with the relevant market index.

Total value of the fund (\$)	25,416
Number of investors in the fund	4
The date the fund started	31 March 1995

What are the risks of investing?

Risk indicator for the SIL Cash Plus Fund:



The risk indicator is rated from 1 (low) to 7 (high). The rating reflects how much of the value of the fund's assets goes up and down. A higher risk generally means higher potential returns over time, but more ups and downs along the way.

To help you clarify your own attitude to risk, you can seek financial advice or work out your risk profile at www.sorted.org.nz/tools/investor-kickstarter.

Note that even the lowest category does not mean a risk-free investment, and there may be other risks that are not captured by this rating.

This risk indicator is not a guarantee of a fund's future performance. The risk indicator is based on the returns data for the five years ended 30 June 2018. While risk indicators are usually relatively stable, they do shift from time to time. The risk indicator will continue to be updated in future fund updates.

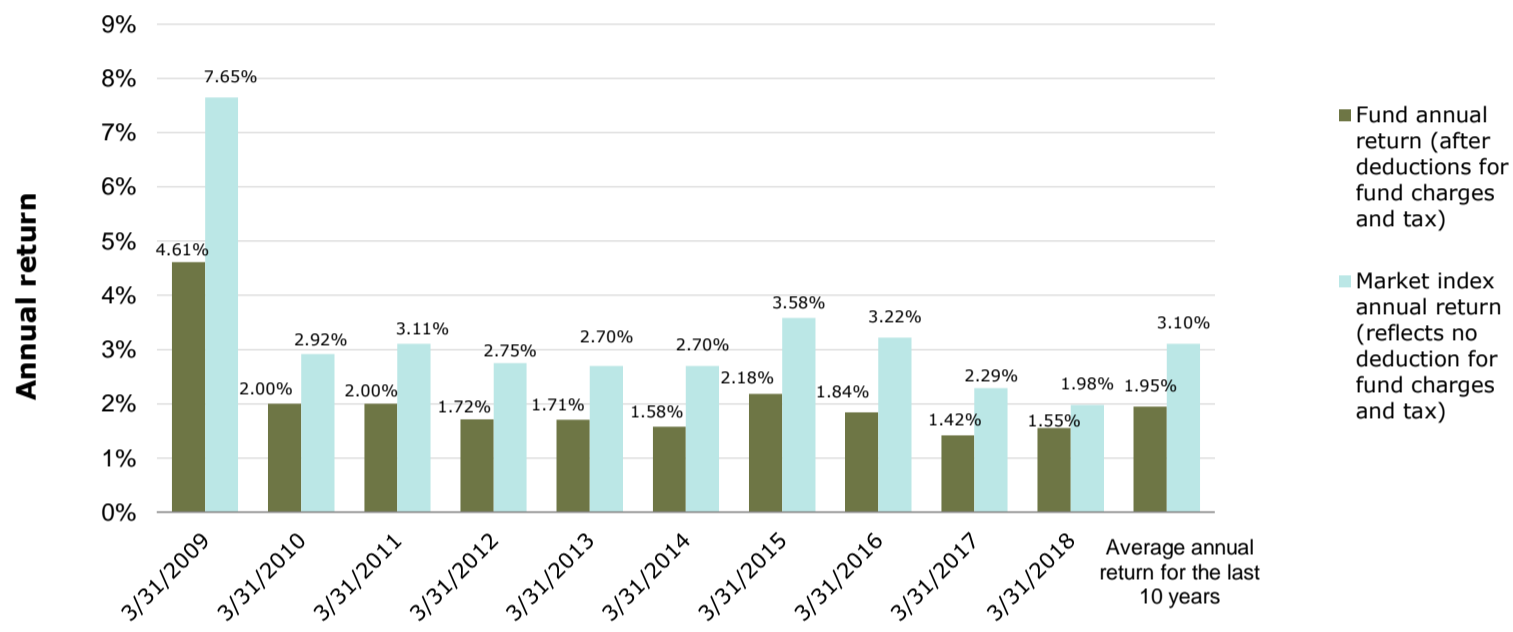
How has the fund performed?

	Average over past five years	Past year
Annual return (after deductions for charges and tax)	1.71%	1.56%
Annual return (after deductions for charges but before tax)	2.39%	2.16%
Market index annual return (reflects no deduction for charges and tax)	2.72%	1.96%

The market index annual return shows the return of the S&P/NZX Bank Bills 90 Day Index.

Additional information about the market index is available in the statement of investment policy and objectives on the scheme register at business.govt.nz/disclose.

Annual return graph



This shows the return after fund charges and tax for each of the last 10 years ending 31 March. The last bar shows the average annual return for the last 10 years, up to 30 June 2018.

Important: This does not tell you how the fund will perform in the future.

Returns in this update are after tax at the highest prescribed investor rate (PIR) of tax for an individual New Zealand resident. Your tax may be lower.

What fees are investors charged?

Investors in the SIL Cash Plus Fund are charged fund charges. In the year to 30 June 2018 these were:

	% of net asset value
Total fund charges	0.45%
<i>Which are made up of:</i>	
Total management and administration charges	0.45%
<i>Including:</i>	
Manager's basic fee	0.35%
Other management and administration charges	0.10%
Total performance based fees	0.00%
	Dollar amount per investor
Other charges	
Other charges	\$0

Investors are not currently charged individual action fees for specific actions or decisions (for example, for withdrawing from or switching funds).

Small differences in fees and charges can have a big impact on your investment over the long term.

Example of how this applies to an investor

Sarah had \$10,000 in the fund at the start of the year and did not make any further contributions. At the end of the year, Sarah received a return after fund fees and tax were deducted of \$156 (that is 1.56% of her initial \$10,000). Sarah did not pay any other charges. This gives Sarah a total return after tax of \$156 for the year.

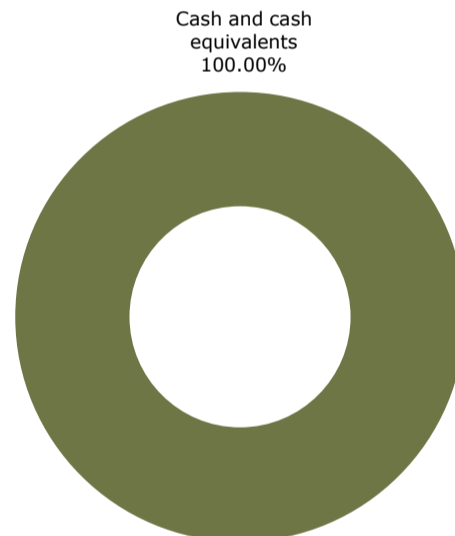
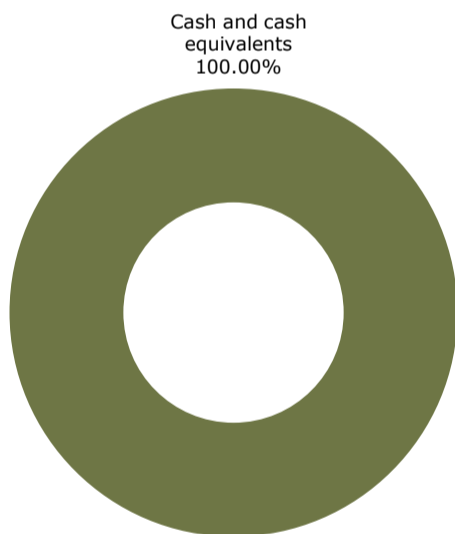
What does the fund invest in?

Actual investment mix

This shows the types of assets that the fund invests in.

Target investment mix

This shows the mix of assets that the fund generally intends to invest in.



Top 10 investments

Name	Percentage of fund net assets	Type	Country	Credit rating (if applicable)
1 BNZ Negotiable Certificate of Deposit 20/08/2018	5.21%	Cash and cash equivalents	New Zealand	A1+
2 Rabobank Registered Certificate of Deposit 20/8/18	4.44%	Cash and cash equivalents	New Zealand	A1
3 ANZ Bank Floating Rate Note 22/03/19	2.96%	Cash and cash equivalents	New Zealand	AA-
4 ANZ Bank Floating Rate Note 21/12/20	2.95%	Cash and cash equivalents	New Zealand	AA-
5 BNZ Negotiable Certificate of Deposit 10/07/18	2.84%	Cash and cash equivalents	New Zealand	A1+
6 Rabobank Floating Rate Note 4/9/18	2.59%	Cash and cash equivalents	New Zealand	A+
7 ASB Negotiable Certificate of Deposit 27/08/18	2.55%	Cash and cash equivalents	New Zealand	A1+
8 BNZ Negotiable Certificate of Deposit 17/09/18	2.47%	Cash and cash equivalents	New Zealand	A1+
9 ASB Floating Rate Note 19/1/21	2.43%	Cash and cash equivalents	New Zealand	AA-
10 ASB Bank Floating Rate Note 2/8/18	2.35%	Cash and cash equivalents	New Zealand	AA-

The top 10 investments make up 30.79% of the net asset value of the fund.

Key personnel

This shows the directors and employees who have the most influence on investment decisions in relation to the fund.

Name	Current position	Time in current position	Previous or other current position	Time in previous or other current position
Paul Huxford ¹	Acting Chief Investment Officer, New Zealand	3 months		
Iain Cox	Head of Fixed Interest & Cash, ANZ New Zealand Investments Limited	4 years and 4 months	Senior Fixed Interest Analyst, ANZ New Zealand Investments Limited	2 years and 10 months
Mia Prkusic	Fixed Interest Analyst	2 years and 10 months	Portfolio & Advisory Associate, ANZ Bank New Zealand Limited	1 year and 6 months
Ray Jack	Credit Analyst	2 years and 10 months	Investment Analyst, ANZ Bank New Zealand Limited	12 years and 4 months

Further information

You can also obtain this information and some additional information from the offer register at www.business.govt.nz/disclose.

Notes

1. Paul Huxford was appointed Chief Investment Officer effective from 11 July 2018.



0800 736 034



service@anzinvestments.co.nz



silfunds.co.nz